

The new **ROWE Scan850i**

Quantum jump in wide format scanning.



WIDE FORMAT: ROWE.

6 Models: 44"/HA 55"/HA 60"/HA

Media thickness max. 30 mm

ROWE Safe Guard

ROWE Document Improvement System

SuperSpeed USB 3

Distributed By:

PARADIGM
IMAGING GROUP

3010 Red Hill Avenue, Costa Mesa, CA 92626
888.221.7226 | www.paradigmimaging.com



ROWE ScanMatrix+

Scanning and multifunctional solutions. Made in Germany.

➤ LEAD THROUGH INNOVATION.

ROWE was awarded one of the highest prizes for innovative products by an independent expert jury.

The wide format scanner ROWE Scan 850i with its 6 models and future-proof technology stands for unbelievable innovation, productivity and numerous patents. Take a look at this brochure for a glimpse of the technical highlights and unique features.

We'd like to invite you to experience the fascination of ROWE. Simply make an appointment with us for a LIVE presentation at the ROWE customer center and a visit to the production.

We look forward to welcoming you!




> THE NEW ROWE Scan 850i.

All highlights at a glance.

ROWE
ScanMatrix+ | 4

ROWE
SafeGuard | 5



SuperSpeed
USB 3 | 6


44" / 55" / 60"
Scan width | 7

ROWE
SELECTED
TRUE LIGHT | 4


ROWE
SafeDrive | 5


Productivity | 6


PDF
PDF/A
Multipage | 10

Extensive
COLOR SPACE
SUPPORT | 4

ROWE
DOCUMENT
IMPROVEMENT
SYSTEM | 5



30 mm
1,18"
ROWE AUTOMATIC
HEIGHT
ADJUSTMENT | 7


BEST
QUALITY
100%
MADE IN GERMANY
ROWE | 12

Illustrations, descriptions and software shown in this brochure contain additional equipment, which is not part of the standard scope of supply.

> ROWE SCAN MATRIX⁺


ROWE ScanMatrix⁺ consists of several digital core components. A new scan quality dimension is achieved by their interaction. Simply superior. Simply ROWE.



ROWE DYNAMIC STITCHING (RDS) (patent)


ROWE engineers have achieved a groundbreaking innovation: excellent scans, even when the document is folded or thin. The patented ROWE DYNAMIC STITCHING continuously controls the scanned document data of each sensor and sets them together in real time. Any deviations that may occur are corrected automatically.

Compare the difference!



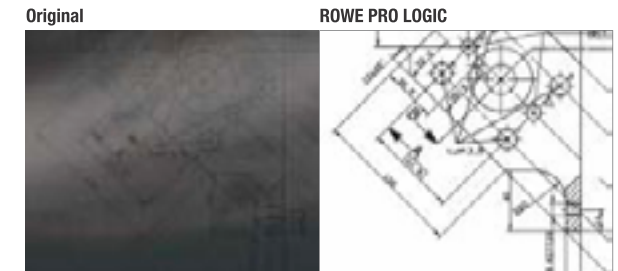
ROWE SELECTED TRUE LIGHT

The solution for all folded documents: The Scan Sensor Technology used for the first time in the ROWE Scan 850i means the lighting of the originals is exceptionally homogenous. This is achieved by the optimal alignment of the lighting angle to the sensor. Together with the ROWE double lens technology, this produces excellent scanning results.



2400 x 1200 dpi

The optical resolution of 2400 x 1200 dpi (maximum resolution 9600 dpi) means the smallest details are visible. Your competitive edge.



ROWE PRO LOGIC

... is the superior document enhancement technology from ROWE for copying and scanning with the “green button”. It ensures that imperfect originals, even those with poor contrast, are turned into perfect scans at the first attempt. This simple job with the “green button” saves valuable time and test scans. Faulty copies are things of the past.



EXTENSIVE COLOR SPACE SUPPORT

The ROWE Scan 850i supports not only the standard sRGB color space but also user defined color spaces like Adobe RGB or Device RGB.

> A WORLDWIDE FIRST: ROWE SAFE GUARD.

Thanks to their innovative technologies ROWE SAFE GUARD, ROWE SAFE DRIVE and ROWE DOCUMENT IMPROVEMENT SYSTEM the new ROWE Scan 850i protects your originals like no other scanner before it.

During the scan.

After the scan.



A worldwide first: ROWE SAFE GUARD

You want to protect your valuable documents in the best way during the scan? The media transport technology, a new development by ROWE, immediately ensures that even old, torn or extremely wavy originals are transported in the best possible way and protected. Simply safe – typical ROWE.

ROWE SAFE DRIVE

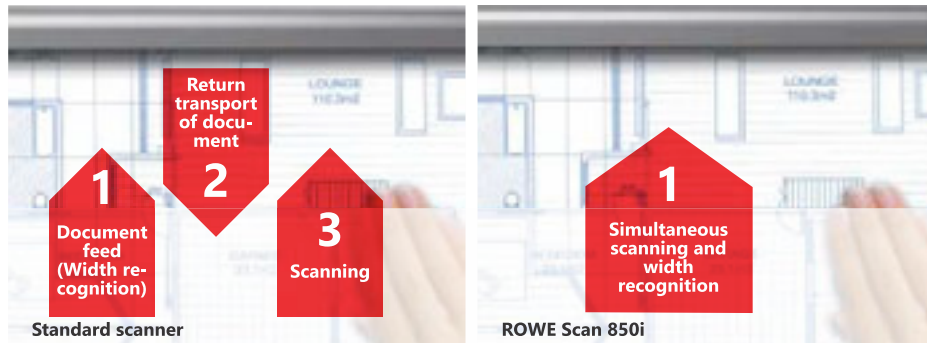
Further, at the push of a button the speed can be reduced, e.g. for even greater protection of documents.

DOCUMENT IMPROVEMENT SYSTEM

With the new DOCUMENT IMPROVEMENT SYSTEM you optimize your scan-workflow: After scanning, can brightness, contrast or color for example be adjusted without rescanning the document? No problem, with the DOCUMENT IMPROVEMENT SYSTEM from ROWE! All changes will be immediately displayed in the viewer.

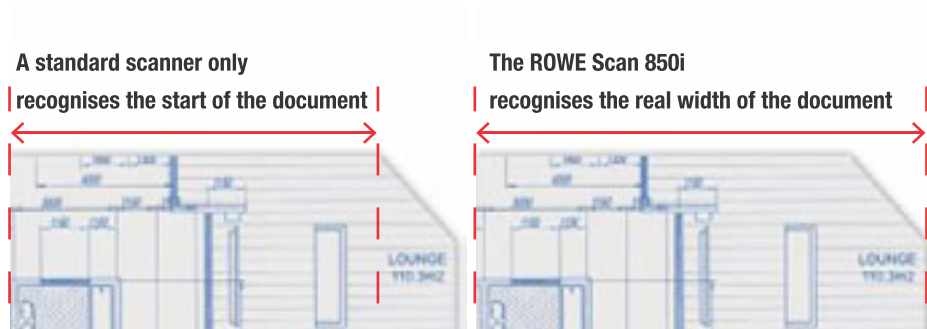
› PRODUCTIVITY. UNBEATABLE.

The heart of the new ROWE Scan 850i is company technology protected by patents. It's the base for superior productivity. Your competitive edge.



Automatic Width Recognition "On the fly" (patent)

ROWE has eliminated the annoying forward and backward movement for recognition of the document width. "On the fly", means that during the scan process the width of the document is detected precisely. This protects your documents and effectively saves time.



Dynamic Width Recognition (patent)

Are the corners of the document damaged or ripped? No problem, the dynamic width recognition of ROWE recognises this and determines the correct width of the document.

SuperSpeed USB 3 + ROWE EFFICIENT SCANNING (RES) = Exceptional productivity

Only ROWE combines RES- a high performance process of data compression without loss - with SuperSpeed USB 3. The result: data throughput increases up to 1000% compared to HighSpeed USB 2! Of course, the ROWE Scan 850i still supports HighSpeed USB 2.

1000 %

100 %

Standard scanner with
HighSpeed USB 2

ROWE Scan 850i with
ROWE SuperSpeed USB 3
and ROWE
EFFICIENT SCANNING

Data throughput at 600 x 600 dpi in full color, format A0

Even compared to Gigabit Ethernet, ROWE SuperSpeed USB 3 is up to 300% faster.

Immediately operational

As a result of highly efficient LED-light sources a warm-up phase isn't necessary, the ROWE Scan 850i is immediately operational - also in color. This saves time, energy and reduces the running costs.

> EXCLUSIVITY. SCAN THICKER. SCAN WIDER.

Automatic height adjustment up to 30 mm / 1.18".
Scan width 60".



Automatic height adjustment up to 30 mm / 1.18"

The ROWE Scan 850i scans even the thickest originals - up to **30 mm (1.18")** - a user wish which was often expressed. The **electrically driven ROWE HEIGHT ADJUSTMENT works automatically at the simple push of a key**: sensors determine the exact thickness of the original, the top part of the scanner positions itself automatically at the correct height and the ROWE SAFE DRIVE guarantess the safe transport of the original.

Scan width 60"

Do you require a scan width of **60" (1524 mm)**? We have the solution! Completely in tune with ROWE-typical modularity, all ROWE Scan 650i's with 55" scan width can be upgraded at your site to 60".




> ERGONOMICS. PERFECT IN EVERY DETAIL.

ROWE sets the benchmark in ergonomics.
Once again.

Active output

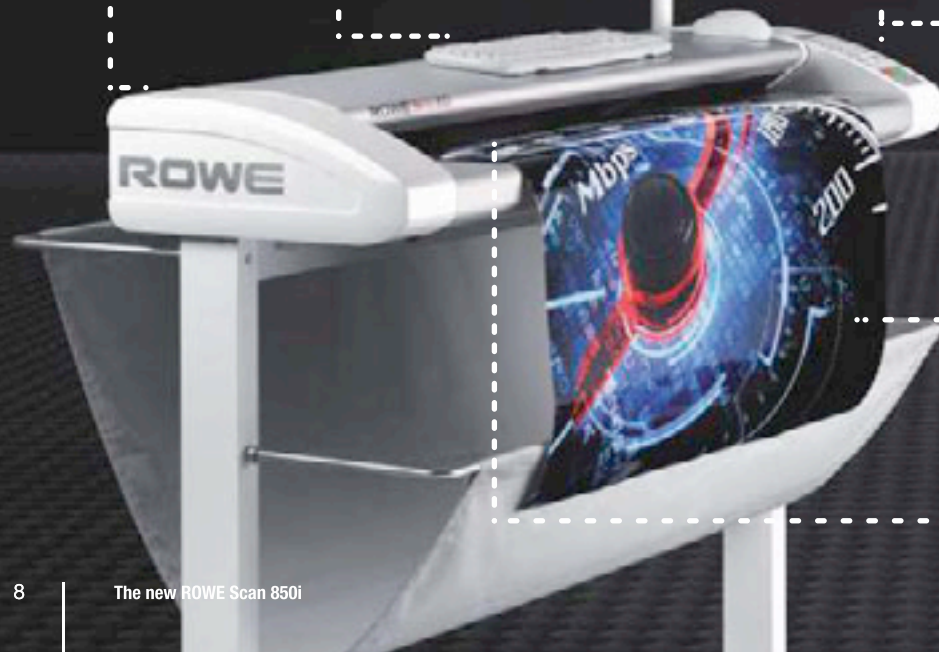
Driven transport rollers at the rear guarantee safe output of the document. No jam in the scanner.



The monitor can be turned and swivelled




Perfect handling of keyboard and mouse



ROWE automates your workflow

6 Hot Keys on the control panel of the ROWE Scan 850i automate your workflow. A variety of functions can be bundled - to meet requirements - and called up at the press of a button.

Visionary ROWE: There are no limits in the allocation of the Hot Keys. Not only individual but all functions of the ROWE ScanManager can be allocated.

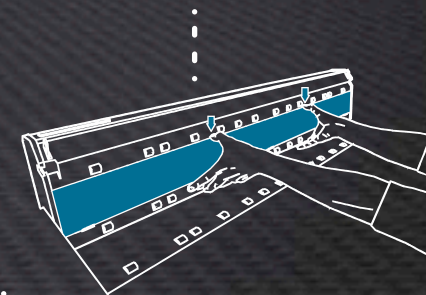


USB-interface directly on the scanner

Simple replacement of the scan glass

Removal of the scan glass is carried out without tools - simply, quickly and absolutely ergonomically! It's done like this: open the top part of the scanner, press the scan glass down with your thumb and remove it - finished.

Scanning face-up



THE PROFESSIONAL COMPACT SOLUTION. THE NEW ROWE SCAN 850i MFP 44".

Extend your printer to a MFP solution without compromise.
The new ROWE Scan 850i MFP is compatible with all popular large format printers.



The optimal investment

The ROWE Scan 850i has been developed for several printer generations with the interface SuperSpeed USB 3 as standard as well as being manufactured in especially high quality materials.

1. In the smallest space
Scanning, printing and copying


2. 44" scan width

3. ROWE ScanManager
Intuitive and modular

4. Ergonomics Made by ROWE
The ROWE Scan 850i also provides an optimal work surface for keyboard and mouse.

5. Optical resolution scanner
2400 x 1200 dpi

6. Scanning without length limitation, also with PDF



> OPTIMIZATION OF YOUR WORK FLOW.

The new ROWE Scan 850i makes it possible for you to generate numerous file formats and to save them in your Cloud.



ROWE ScanCloud

The new ROWE Scan 850i is compatible with all the common Cloud providers as standard e.g. OneDrive™, Dropbox™, Apple iCloud™, Amazon Cloud™, Google Drive™, Magenta Cloud™ etc.



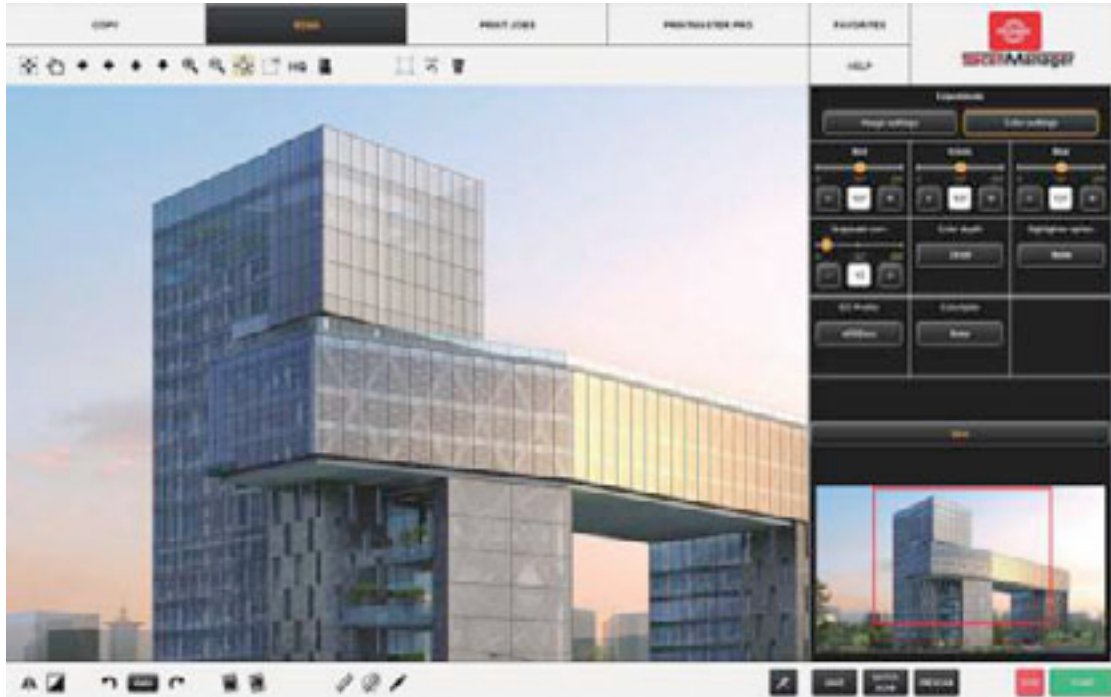
Various file formats

The ROWE Scan 850i generates all the usual file formats e.g. PDF, PDF/A, Multipage-PDF, TIFF and Multipage-TIFF.



› ROWE SCAN MANAGER.

Simply select the best solution from the 5 versions of the ROWE ScanManager.
This creates the perfect connection between scanner, application, digital storage and your wide format printer.



Simply practical: with the 2 viewers you have the whole scan in view as well as the section selected. If required the section selected can also be printed and stored.

› ROWE ScanManager TWAIN

TWAIN + EDIT

Scope of supply includes scanning in all applications with TWAIN support, basic kit image processing, 2 viewers (overview and main viewer), ICC color management and much more.

› ROWE ScanManager LT

TWAIN + EDIT + SCAN

Scope of supply includes ROWE ScanManager TWAIN and in addition Scan-to-Net, Scan-to-USB, Scan-to-E-Mail, Scan-to-Cloud and much more.

› ROWE ScanManager SE

TWAIN + EDIT + SCAN + COPY

Scope of supply includes ROWE ScanManager TWAIN, LT and in addition Scan-to-Copy, Multiprint, Multitasking, Recopy, Closed-Loop color calibration, a printer driver for both inkjet printer and ROWE printer and much more.

› ROWE ScanManager TOUCH

TWAIN + EDIT + SCAN + COPY

Scope of supply includes ROWE ScanManager TWAIN, LT with main viewer, operator surface optimal for touchscreen-operation and in addition Scan-to-Copy, Multiprint, Multitasking, Recopy, Closed-Loop color calibration, a printer driver for both inkjet printer and ROWE printer and much more.

› ROWE ScanManager PRO

TWAIN + EDIT (Extended) + SCAN + COPY + COSTCONTROL + PRINTMASTER PRO

Scope of supply includes ROWE ScanManager TWAIN, LT, SE and in addition extended image processing, cost management, PrintMaster PRO and much more.

› ROWE CostControl Professional

(ROWE ScanManager PRO erforderlich)

Scope of supply includes ROWE CostControl and in addition comprehensive user and cost management, no operation without cost allocation, limitation of resources and much more.

> SECURE INVESTMENT. ENVIRONMENT.

Minimal operating costs and exceptional durability are especially important to us. Our products “Made in Germany” are subject to strict environmental regulations.



> Over 60 years of experience

Perfection requires specialization - that's the ROWE creed. ROWE has focused on wide format for more than 60 years. As user of our products you are profiting from over 60 years of daily research and continuous development of our technologies. We can offer you mature solutions which can be smoothly integrated into your infrastructure thus creating a perfect workflow.

ROWE is the specialist for wide format from Germany, represented in 90 countries. Perfectly coordinated systems for scanning, printing and finishing as well as comprehensive software solutions for professional document workflow are developed and manufactured by ROWE. ROWE has the leading edge worldwide as the specialist and technological leader.

> Secure investment

Especially high quality materials

and exceptional workmanship guarantee exceptional durability.

Lowest scan glass wear - maximum protection for the documents

With the new ROWE SAFE DRIVE the ROWE Scan 850i achieves up to 500% longer life-cycle of the scan glass compared to standard scanners.

100 %
Standard scanner
with hardened scan glass

500 %
ROWE Scan 850i with
hardened scan glass and
ROWE SAFE DRIVE

> Environment

Whisper-quiet

means a pleasant working atmosphere.

Energy Star












The ROWE Scan 850i exceeds the requirements of the Energy Star.

> Made in Germany

ROWE produces 100% in Germany. The production is strictly monitored and is carried out according to highest quality criteria.



ACCESSORIES. ROWE SCAN 850i.

ARTICLE	DESCRIPTION	AVAILABLE FOR THE FOLLOWING SCANNER TYPES
ROWE Scan Series Floorstand	 Floorstand 44": Height of the original feed table: 960 mm (37.8")	44" o/+ HA 44" o/+
	Floorstand 55" / 60": Height of the original feed table: 960 mm (37.8")	55" / 60" o/+ HA 55" / 60" o/+
ROWE Scan Series PC-Holder for Floorstand	 PC-Holder for floorstand 44", 55", 60" for use with standard commercial PC casing	44" / 55" / 60" o/+ HA 44" / 55" / 60" o/+
ROWE Scan Series Touchscreen Holder for Floorstand	 Support arm for touchscreen and other flatscreens for floorstand 44", 55", 60" with a screen size of 17" up to 23" (max. 10 kg/22 lbs) with VESA MISD75/ 100 holder.	44" / 55" / 60" o/+ HA 44" / 55" / 60" o/+
ROWE Scan Series Document Return Guides	 2 Return guides for easy document handling. Return guides are detachable.	44" / 55" / 60" o/+ HA 44" / 55" / 60" o/+
ROWE Scan Series MFP-Stand	 For integration of the ROWE Scan 850i with an inkjet printer (current list of printers supported available on request). Height of the original feed table: 1200 mm - 1320 mm (47.2" - 52"). Including support arm for flatscreen 17" up to 23" (max. 10 kg/22 lbs) with VESA MISD75/ 100 holder.	44" o/+ HA 44" o/+
ROWE Scan Series PC-Holder for MFP-Stand	 PC-Holder for MFP-Stand for use with standard commercial PC casing	44" o/+ HA 44" o/+
ROWE Scan Series Touchscreen	 17" - 23" touchscreen with a resolution of minimum 1280 x 1024 Pixel	44" / 55" / 60" o/+ HA 44" / 55" / 60" o/+
ROWE Scan Series Controller PC	 Standard PC, minimum configuration on request	44" / 55" / 60" o/+ HA 44" / 55" / 60" o/+
ROWE Scan Series All-In-One PC	 17" - 23" Standard All-in-One PC and minimum resolution of minimum 1600 x 900 Pixel minimum configuration on request	44" / 55" / 60" o/+ HA 44" / 55" / 60" o/+
ROWE Scan Series Calibration Chart	 Calibration chart 44"	44" o/+
	 Calibration chart 55" / 60"	55" / 60" o/+

KEY: ✓ Standard equipment ○ Additional equipment ○/+ Additional equipment, on-site upgrade possible - Not available *ROWE HEIGHT ADJUSTMENT (automatically height adjustment)

The new ROWE Scan 850i

TECHNICAL DATA. ROWE SCAN 850i.

FEATURES	DESCRIPTION	ROWE	ROWE	ROWE
		Scan 850i - 40	Scan 850i - 60	Scan 850i - 80
Scan width / Original thickness / Scan length				
Maximum scan width	44" (1118 mm) / maximum original width 47,4" (1204 mm) 55" (1397 mm) / maximum original width 63,2" (1606 mm) 60" (1524 mm) / maximum original width 63,2" (1606 mm)	✓ ○ ○/+	✓ ○ ○/+	✓ ○ ○/+
Maximum original thickness	Up to 2mm (0,08") with flexible materials	✓	✓	✓
Scan length	Not limited by the scanner	✓	✓	✓
Maximum original thickness HA	Maximum media thickness up to 30 mm (1.18"). The electrically driven ROWE HEIGHT ADJUSTMENT works fully automatically at the simple push of a key.	○	○	○
Scan quality				
Optical resolution	2400 x 1200 dpi	✓	✓	✓
Maximum resolution	9600 dpi	✓	✓	✓
Scan accuracy	0,1% +/- 1 Pixel	✓	✓	✓
Color depth	48-bit color 16-bit greyscale	✓ ✓	✓ ✓	✓ ✓
Color space	Not only the standard sRGBcolor space but also user defined color spaces like Adobe RGB or Device RGB are supported	✓	✓	✓
ROWE SELECTED TRUE LIGHT	Lighting of originals is exceptionally homogenous. Optimal alignment of the lighting angle to the reading unit.	✓	✓	✓
ROWE DOUBLE ROW LENSE	Significantly higher light throughput	✓	✓	✓
ROWE DYNAMIC STITCHING - RDS (patent)	Controls continuously the scanned document data of each sensor and sets them together in real time. Any deviations that may occur are corrected automatically.	✓	✓	✓
ROWE PRO LOGIC	Scan once for optimal results. Automatic process for the filtering of dirt/background and the highlighting of image information, ideal for originals with poor contrast.	✓	✓	✓
Ergonomics / Safety				
Automatic workflow (6 freely programmable Hot Keys on the control panel of the scanners)	All functions of the ROWE ScanManager can be stored, Retrievable with a click. The number of favourites (personalised settings, e.g. defined scan profiles) is not limited in the ROWE ScanManager. You can also protect the favourites with a password.	✓	✓	✓
Simple replacement of scan glass	Removal of the scan glass is carried out without tools - simply, quickly and absolutely ergonomically!	✓	✓	✓
ROWE SAFE GUARD	Newly developed media transport technology which ensures that even old, torn or extremely wavy originals are transported and protected in the best possible way.	✓	✓	✓
ROWE SAFE DRIVE	- Up to 500% longer life-cycle of the scan glass compared to standard scanners without ROWE SAFE DRIVE - Safe transport of fragile originals - Reduce the scan speed	✓	✓	✓
Scanning face-up	Makes an ergonomic handling of the originals possible - you see what you scan.	✓	✓	✓
Active output	Driven transport rollers at the rear guarantee safe output of the document, no jam in the scanner also during operation without a stand or in connection with a scan table.	✓	✓	✓
Productivity / Interface				
Color (24-bit RGB) and 8-bit indexed Color at 200 dpi (Turbo)*	Meter per minute / Inches per second	12 / 7,87	17 / 11,15	23 / 15,09
Black and white (1-bit) and greyscale (8-bit) at 200 dpi (Turbo)*	Meter per minute / Inches per second	23 / 15,09	23 / 15,09	23 / 15,09
DOCUMENT IMPROVEMENT SYSTEM - DIS	All changes can be done after scanning. No rescanning required. Any changes made will be immediately displayed in the viewer.	✓	✓	✓

Automatic width recognition "On the fly" (patent)	The width of the original is precisely determined during the scanning process. No forward and backward movement for recognition of the document width.	✓	✓	✓
Dynamic width recognition (patent)	Automatic and correct recognition of the document width, also when damaged, e.g. ripped corners	✓	✓	✓
No warm-up time	Immediately operational (also for color)	✓	✓	✓
ROWE EFFICIENT SCANNING - RES (patent)	High performance real time width recognition and data transfer process	✓	✓	✓
SuperSpeed USB 3 + RES	Data throughput up to 1000 % higher compared to HighSpeed USB 2	✓	✓	✓
HighSpeed USB 2 + RES	Data throughput up to 200 % higher compared to HighSpeed USB 2	✓	✓	✓
DIN A0/E-size, color (24-bit RGB), incl. automatic width recognition, SuperSpeed USB 3 with RES-technology	Documents per hour** at 300 x 300 dpi	260	440	520
DIN A0/E-size, black/white (1-bit) and greyscale (8-bit), incl. automatic width recognition, SuperSpeed USB 3 with RES-technology	Documents per hour** at 300 x 300 dpi Documents per hour** at 600 x 600 dpi	680 440	680 440	680 440
Power connection	100 - 240 V 50/60 Hz	✓	✓	✓
Power consumption	Operating/ energy saving mode with programmable timer, exceeds the requirements of the Energy Star	<34W / <0,4 W		
Weight	Weight scan width 44" in kg (with ROWE HEIGHT ADJUSTMENT (HA) plus 6 kg) Weight scan width 55" / 60" in kg (with ROWE HEIGHT ADJUSTMENT (HA) plus 6 kg)	25 kg 31 kg	HA: 31 kg HA: 37 kg	
Dimension	Scan width 44" depth x width x height (with ROWE HEIGHT ADJUSTMENT (HA) width plus 6mm) Scan width 55" / 60" depth x width x height (with ROWE HEIGHT ADJUSTMENT (HA) width plus 6mm)	398 x 1422 x 164 mm 398 x 1824 x 164 mm	HA: 398 x 1428 x 164 mm HA: 398 x 1830 x 164 mm	
Quality seals / certificates	RoHS, ENERGY STAR, CE, CCC, UL, cUL, CB, FCC Part 15 Class B, EAC, BSMI, BIS	✓	✓	✓



ROWE ScanManager ^{***}

With each ROWE Scan 850i, you will receive a free 30-days trial version of the ROWE ScanManagers LT, SETOUCH and PRO.

FEATURES	DESCRIPTION	ROWE Scan 850i - 40	ROWE Scan 850i - 60	ROWE Scan 850i - 80
Applications (ROWE ScanManager LT or higher required)	The ROWE ScanManager creates industry standard raster file formats that can be used in any CAD or GIS application, e.g. Adobe Photoshop™, CorelDraw™, AutoCAD™, SolidWorks™, Microstation™, ArcGIS™.	✓	✓	✓
Fileformats (ROWE ScanManager LT or higher required)	TIFF (UNCOMPRESSED, JPEG, G3, G4, PACKBITS, LZW), MULTIPAGE-TIFF, JPEG, PDF, PDF/A, MULTIPAGE-PDF, MULTIPAGE-PDF/A, BMP, JPEG 2000, CALS, PNG, DWF	✓	✓	✓
ROWE ScanManager TWAIN	Twain + Edit (Scope of supply includes scanning in all applications with TWAIN support, basic kit image processing, 2 viewers with overview and main viewer, ICC color management and much more)	✓	✓	✓
ROWE ScanManager LT	Twain + Edit + Scan (Scope of supply includes ROWE ScanManager TWAIN and in addition Scan-to-Net, Scan-to-USB, Scan-to-E-Mail, Scan-to-Cloud and much more)	○ / +	○ / +	○ / +
ROWE ScanManager SE	Twain + Edit + Scan + Copy (Scope of supply includes ROWE ScanManager TWAIN, LT and in addition Scan-to-Copy, Multiprint, Multitasking, Recopy, Closed-Loop color calibration, a printer driver for both inkjet printer and ROWE printer and much more)	○ / +	○ / +	○ / +
ROWE ScanManager TOUCH	Twain + Edit + Scan + Copy (Scope of supply includes ROWE ScanManager TWAIN, LT with main viewer, operator surface optimal for touchscreen-operation and in addition Scan-to-Copy, Multiprint, Multitasking, Recopy, Closed-Loop color calibration, a printer driver for both inkjet printer and ROWE printer and much more)	○ / +	○ / +	○ / +
ROWE ScanManager PRO	Twain + Edit (Extended) + Scan + Copy + CostControl + PrintMaster PRO (Scope of supply includes ROWE ScanManager TWAIN, LT, SE and in addition extended image processing, cost management, PrintMaster PRO and much more)	○ / +	○ / +	○ / +
ROWE CostControl Professional	Extended cost management, ROWE ScanManager PRO required	○ / +	○ / +	○ / +
Operating system supported	Windows 10, Windows 8.1, Windows 8, Windows 7, Windows Vista, Windows XP SP3, 32-bit and 64-bit	✓	✓	✓
Cloud enabled	Compatible with all the standard Cloud providers e.g. OneDrive™, Dropbox™, Apple iCloud™, Amazon Cloud Drive™, Google Drive™ etc.	✓	✓	✓

** The number of scanned documents per hour was achieved with ROWE Scan 850i 44" and the following PC configuration: ROWE ScanManager LT, PC with Intel Quad-Core Prozessor, 8 GB RAM, SATA Solid State Disk, SuperSpeed USB 3.0 + RES, Windows 8, 64-bit, in high performance batch scan mode, including document feed-in and output. Only complete scans are counted.

*** The required PC minimum configuration is available on request.



WIDE FORMAT: ROWE.

WIDE FORMAT: ROWE.

ROWE is the specialist for wide format from Germany, represented in 90 countries. Perfectly coordinated systems for scanning, printing and finishing as well as comprehensive software solutions for professional document workflow are developed and manufactured by ROWE. ROWE has the leading edge worldwide as the specialist and technological leader.

Distributed By:


PARADIGM
IMAGING GROUP

3010 Red Hill Avenue, Costa Mesa, CA 92626
888.221.7226 | www.paradigmimaging.com



ROTH + WEBER GmbH . Phone: +49 2743 9217-0
57520 Niederdreisbach . Fax: +49 2743 2018
GERMANY

www.rowe.one



Made in Germany.

ROWE ScanMatrix+



Vollumfängliche
Modularität



Copyright: ROTH + WEBER GmbH 2017. All rights reserved. The information contained herein shall be subject to change without notice. ROWE shall not be liable for technical or editorial errors or any omissions contained herein. Product appearance, construction and/or specifications shall be subject to change or amendment without notice. All trademarks remain the property of their respective holders and are used only to describe the respective product. Their use in no way indicates any relationship between ROTH + WEBER GmbH and the holders of the mentioned trademarks. July 2017